


T Y P H O O N

Brace  
Yourself.



0-60 mph in 5.3 seconds

— Motor Trend

0.79g lateral acceleration

— Car & Driver

"GMC's latest stealth road rocket."

— Sport Truck

"...enough forward thrust out of the hole to turn even the stuffiest gray suit into a leering, grinning idiot."

— Car & Driver

"The turbo kicks, the tires bite and Typhoon gets ballistic in a hurry. Toss in every convenience item from a CD player and cruise control to remote keyless entry and self-leveling rear suspension, and you have a matchless combination of sport and utility."


— Sport Truck

"Ferrari-quashing acceleration, commodious cabin, striking physique."

— Car & Driver

"This is the Porsche of sport/utility trucks in attention to detail."

— Motor Trend



"This is a unique opportunity to enjoy Porsche performance and mechanical sophistication in a plain black American sport/utility truck wrapper."

— Motor Trend

"It sulks at the curb like the devil's black box. And when the engine is fired up, there's a foreboding snarl that warns the meek to stand clear."

— Motor Trend

60-0 mph in 130 feet


— Motor Trend

under \$30,000

# Brace Yourself.

No sport/utility vehicle you've ever buckled yourself into can prepare you for the exhilaration and gratification of GMC Truck's Typhoon. A 285-hp, turbocharged, intercooled, Vortec V-6, Corvette-inspired, 4-speed automatic transmission with overdrive, all-wheel drive, four-wheel anti-lock brakes, sport-tuned suspension with Electronic Level Control (ELC), 16" x 8" aluminum wheels and fat Firestone Firehawk steel-belted radials endow Typhoon with the high-end performance and civilized road manners of the world's most celebrated performance cars. Using "exhilaration" and "gratification" in the same breath to describe a vehicle typically leaves one breathless - not to mention speechless - on viewing the sticker price. Happily, Typhoon's under \$30,000\* price simply leaves one with umpteen thousand more dollars to spend.

Remote keyless entry accesses a leather-trimmed cabin, where the amenities of world class performance cars are all present and accounted for. There's a premium sound system with optional CD. Twin 12-volt outlets to power cellular phones and other devices. Dual visors with shade extenders and lighted mirrors are at each front station. And Typhoon honors its utilitarian heritage by providing 67-plus cubic feet of luggage space with the rear seat down.



Leather-trimmed, high-back, reclining front bucket seats have thickly bolstered seat backs and cushions for greater lateral support. For individual comfort, both seats have an adjustable lumbar support. Six-way power adjustment on the driver's seat lets you select your personal driving attitude.

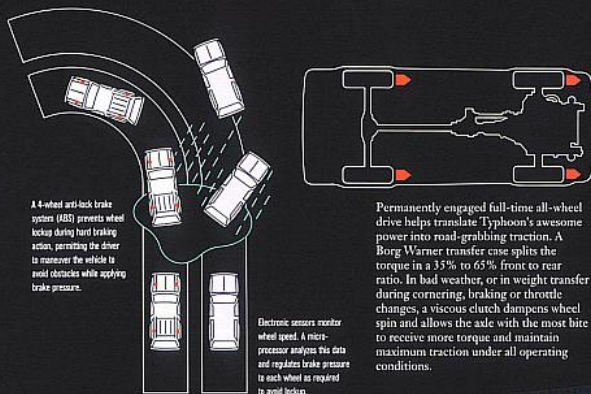
Corvette-inspired, heavy-duty, 4-speed overdrive automatic transmission smoothly sports torque to Typhoon's full-time all-wheel drive system.



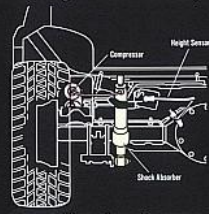
The 90-degree Vortec V-6 in Typhoon gets an amazing leap in power from a TDS-6 turbocharger which utilizes normally wasted exhaust gas pressure to boost power and increase engine efficiency. A self-contained liquid-to-air intercooler reduces density to the compressed air after the turbocharger to maximize available power. Provisions for circulating coolant through the center bearing housing assure maximum turbocharger durability.



Black on Black

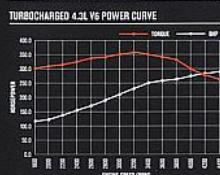


Typhoon's sophisticated sport-tuned suspension is designed to take you over a stretch of twisty, gnarly two-lane blacktop as quickly as some of the world's top performance cars. An Electronic Level Control system (ELC) maintains constant ground clearance and headlamp/taillight levels regardless of passenger or cargo load. A height sensor activates a compressor



This provides a clear advantage over two stage spring suspension designs in controlling vehicle pitch, and it allows Typhoon to take full advantage of the improved handling of its lower trim height without clearance penalties from load.

ENGINE	
Type	90° turbocharged and intercooled V-6, iron block and heads
Bore x stroke	4.60 x 3.49 in. (101.6 x 88.4mm)
Displacement	262 cu in. 4300cc
Compression ratio	8.35:1
Engine-control system	Electronic Engine Management with port fuel injection
Turbocharger	Mitsubishi T1XO-6
Waste gate	integral
Maximum boost pressure	14.0 psi
Valve gear	pushbush hydraulic lifters
Power (SAE net)	285 hp @ 4400 rpm
Torque (SAE net)	350 lb-ft @ 3200 rpm
Redline	4800 rpm



DRIVE/TRAN	
Transmission	4-speed automatic with lockup torque converter
Final drive ratio	3.42:1 limited slip rear axle

TRANSFER CASE	
Model	Borg Warner BW-4472
Type	All wheel drive
Ratio	1:1
Torque split	35% front, 65% rear
Torque bias	Viscous coupling
Lubricant capacity	1.5 qts

CHASSIS/BODY	
Type	full-length frame with rubber-isolated body
Body material	welded steel stampings

SUSPENSION	
Front	ind. unequal-length control arms, torsion springs, anti-roll bar
Rear	live axle, semi-elliptic, single-stage, multi-leaf springs with Electronic Level Control (ELC)

STEERING	
Type	integral power, recirculating ball, power assisted
Turns lock-to-lock	3.1
Turning circle curb-to-curb	35.4 ft

BRAKES	
Front	10.5" x 1.05" vented disc
Rear	9.5" x 2"-in cast-iron drum
Power assist	vacuum, w/4-wheel anti-lock

WHEELS AND TIRES	
Wheel size	8.0 x 16-in
Wheel type	cast aluminum
Tires	tubeless SBR BIV P245/SRVR-16
Recommended pressures, F/R	30/30 psi

DIMENSIONS AND CAPACITIES	
Wheelbase	100.5 in
Track, F/R	57.8/58.0 in
Length	170.3 in
Width	68.2 in
Height	60.0 in
Ground clearance	7.1 in
Curb weight	3860 lb
Weight distribution, F/R	56.3/43.5%
Fuel capacity	20.0 gal
Oil capacity	4.5 qt

INTERIOR	
SAE volume, front seat	53 cu ft
rear seat	19 cu ft
luggage space	28 cu ft
luggage space, rear seat down	67.3 cu ft

An aggressive, yet understated exterior appearance suggests the hill before the storm. Typhoon specific front fascia includes integrated fog lamps. Distinctive aero moldings enhance the doors, rocker and quarter panels, wheelwells, fenders, and rear fascia. Color combinations include Frost White on White with white lower body moldings, and signature Black on Black with black lower body moldings, and Forest Green Metallic, Apple Red, Garnet or Royal Blue Metallic with charcoal lower-body moldings.

#### ADDITIONAL STANDARD EQUIPMENT:

- Solar Ray® glass air conditioning
- Tilt-wheel cruise control
- Intermittent wipers
- Power windows and door locks
- Dual electric control mirrors
- Luggage/tailgate
- Left-hand/right-hand dual sunshades
- Lighted mirrors and shade extenders
- 16" by 8" cast aluminum wheels
- Firestone Firehawk P245/SRVR-16 tubeless steel-belted radial black-wall tires (4)
- Inside mounted spare tire w/matching cover
- AM/FM stereo radio w/CD/AM cassette player, graphic equalizer and digital clock
- Fall charcoal carpeting w/color-keyed carpeted floor mats
- Center mounted overhead console w/reading lamps and storage
- Center floor console w/clutch, cup holders, storage and two 12-volt outlets
- Overhead passenger assist handles
- Electric tailgate release
- Rear window defogger/washer/wiper
- equalizer and digital clock
- Road luggage carrier

#### OPTIONAL EQUIPMENT:

- AM/FM stereo radio with rock/beam, compact disc player, graphic equalizer and digital clock
- Rear window defogger/washer/wiper

\*Based on suggested retail price including taxes, license, destination fees and optional equipment.



A word about this brochure. We have tried to make it as comprehensive and current as possible. We reserve the right, however, to make changes at any time, without notice in prices, colors, materials, equipment, specifications and availability. Some Typhoon-specific equipment and features were provided by PAS, Inc., in cooperation with GMC Truck. Since some information may have changed since time of printing, please check with your GMC Truck dealer for complete details.

GMC, GMC Truck, Typhoon and Vortec are registered trademarks of General Motors Corporation.

**GMC**  
TRUCK

BUCKLE UP, AMERICA!  
GENERAL MOTORS CORP.  
ALL RIGHTS RESERVED.  
LITHO IN U.S.A.

